



TSW200

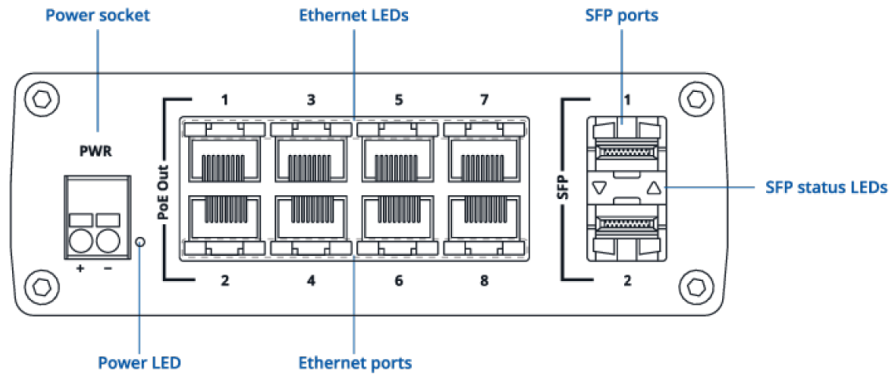
v1.21



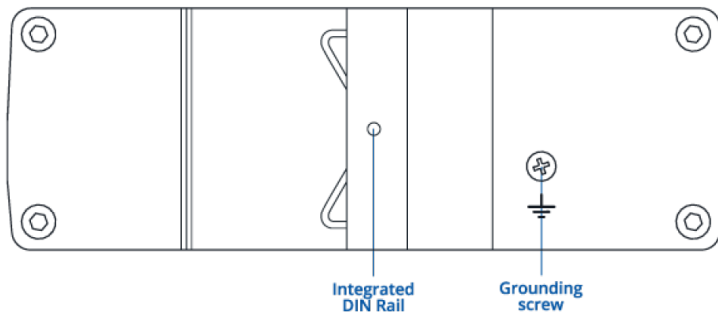


HARDWARE

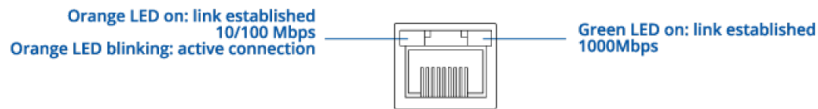
FRONT VIEW



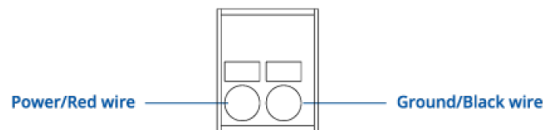
BACK VIEW



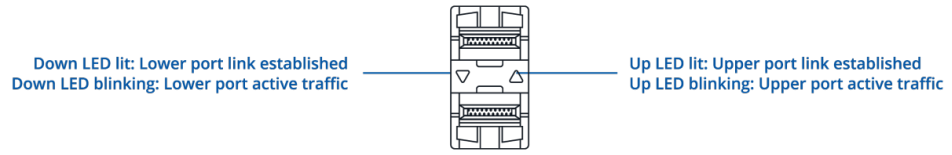
RJ45 LED MEANING



POWER SOCKET PINOUT



SFP LED MEANING



FEATURES

Ethernet

ETH	8 x ETH ports, 10/100/1000 Mbps, supports auto MDI/MDIX crossover
Fibre	2 x SFP ports
IEEE 802.3 series standards	802.3i, 802.3u, 802.3ab, 802.3x, 802.3az

INDUSTRIAL PROTOCOLS

Profinet	Profinet Class A conformance (available with optional order code)
-----------------	---

POE OUT

PoE+ ports	Port 1 - 8
PoE standards	IEEE 802.3af (PoE, Type 1) and IEEE 802.3at (PoE+, Type 2), Alternative A (From batch 42) IEEE 802.3af (PoE, Type 1) and IEEE 802.3at (PoE+, Type 2), Alternative B (From batch 1-41)
PoE Max Power per Port (at PSE)	30 W
Total PoE Power Budget (at PSE)	240 W

Performance Specifications

Bandwidth (Non-blocking)	20 Gbps
Packer buffer	128 KB
MAC address table size	2K entries
Jumbo frame support	9216 bytes

Power

Connector	2-pin industrial DC power socket
Input voltage range	7 – 57 VDC
PoE-Out input voltage range	44 – 57 VDC
Power consumption	Idle: 1.81 W / Max: 5.5 W / PoE Max: 245.5 W

Physical Interfaces

Ethernet	8 x RJ45 ports, 10/100/1000 Mbps
Fibre	2 x SFP ports
Status LEDs	1 x Power LED, 16 x ETH status LEDs 2 x SFP status LEDs
Power	1 x 2-pin industrial DC power socket
Other	1 x Grounding screw

Physical Specification

Casing material	Full aluminum housing
Dimensions (W x H x D)	132 x 44.2 x 95.1 mm
Weight	517 g
Mounting options	Integrated DIN rail bracket; wall mount and flat surface (additional kit needed)

Operating Environment

Operating temperature	-40 °C to 75 °C
Operating humidity	5% to 95% non-condensing
Ingress Protection Rating	IP30

Regulatory & Type Approvals

Regulatory	CE, UKCA, CITC, ANRT, FCC, IC, CB
-------------------	-----------------------------------

EMC Emissions & Immunity



Standards	EN 55032:2015 + A1:2020 EN 55035:2017 + A11:2020 EN IEC 61000-3-2:2019 + A1:2021 EN 61000-3-3:2013 + A1:2019
ESD	EN 61000-4-2:2009
Radiated Immunity	EN IEC 61000-4-3:2020
EFT	EN 61000-4-4:2012
Surge Immunity (AC Mains Power Port)	EN 61000-4-5:2014 + A1:2017
CS	EN 61000-4-6:2014
DIP	EN IEC 61000-4-11:2020

Safety

Standards

IEC 62368-1:2018

EN IEC 62368-1:2020+A11:2020



PHYSICAL SPECIFICATION

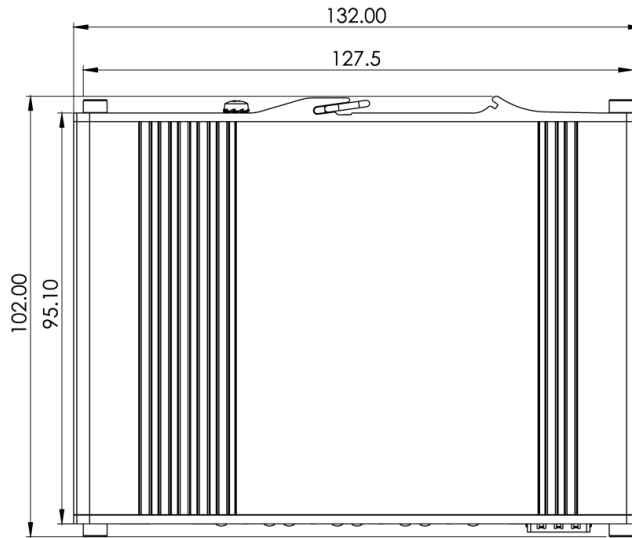
Device housing (W x H x D)* 132 x 44.2 x 95.1 mm

Box (W x H x D): 173 x 71 x 148 mm


*Housing measurements are presented without antenna connectors and screws; for measurements of other device elements look to the sections below.

TOP VIEW

The figure below depicts the measurements of device and its components as seen from the top:

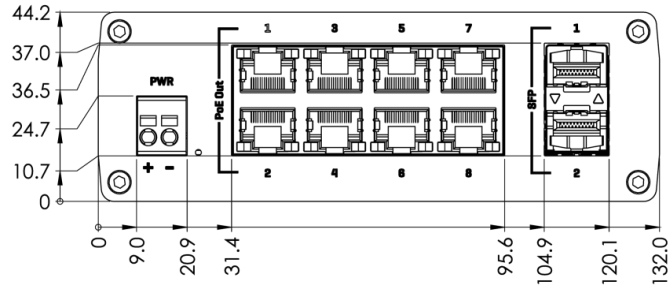

RIGHT VIEW

The figure below depicts the measurements of device and its components as seen from the right side:



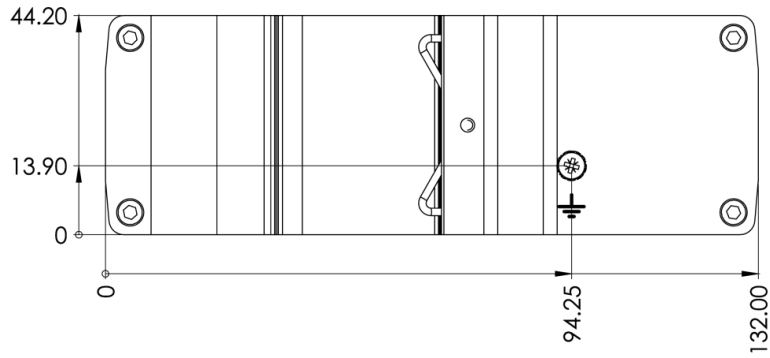
FRONT VIEW

The figure below depicts the measurements of device and its components as seen from the front panel side:



REAR VIEW

The figure below depicts the measurements of device and its components as seen from the back panel side:



MOUNTING SPACE REQUIREMENTS

The figure below depicts an approximation of the device's dimensions when cables and antennas are attached:

